

MSKSEMI

SEMICONDUCTOR



ESD



TVS



TSS



MOV




GDT



PLED

Product data sheet



SOT-23

1. Reference 2. Cathode 3. Anode

Features:

- Programmable output Voltage to 36 V
- Low dynamic output impedance
- Sink current capability of 1 to 100 mA
- Low output noise voltage
- Fast turn on response

Absolute Maximum Ratings ($T_a = 25\text{ }^\circ\text{C}$, unless otherwise noted.)

Parameter	Symbol	Value	Unit
Cathode Voltage	V_{KA}	36	V
Cathode Current Range (Continuous)	I_{KA}	- 100 to + 150	mA
Reference Input Current Range	I_{REF}	- 0.05 to + 10	mA
Power Dissipation	P_D	350	mW
Operating Temperature Range	T_{opr}	- 25 to + 85	$^\circ\text{C}$
Junction Temperature	T_j	150	$^\circ\text{C}$
Storage Temperature Range	T_{stg}	- 65 to + 150	$^\circ\text{C}$

Recommended Operating Conditions

Parameter	Symbol	Min.	Max.	Unit
Cathode Voltage	V_{KA}	V_{REF}	36	V
Cathode Current	I_{KA}	1	100	mA

Characteristics at $T_a = 25\text{ }^\circ\text{C}$

Parameter	Symbol	Min.	Typ.	Max.	Unit
Reference Input Voltage at $V_{KA} = V_{REF}$, $I_{KA} = 10\text{ mA}$	V_{REF}	2.44 2.48	2.495 2.495	2.55 2.51	V
Deviation of Reference Input Voltage Over Temperature at $V_{KA} = V_{REF}$, $I_{KA} = 10\text{ mA}$, $-25\text{ }^\circ\text{C} \leq T_a \leq +85\text{ }^\circ\text{C}$	$\Delta V_{REF}/\Delta T$	-	4.5	17	mV
Ratio of Change in Reference Input Voltage to the Change in Cathode Voltage at $I_{KA} = 10\text{ mA}$	$\Delta V_{REF}/\Delta V_{KA}$	- -	-1.0 -0.5	-2.7 -2	mV/V
Reference Input Current at $I_{KA} = 10\text{ mA}$, $R1 = 10\text{ K}\Omega$, $R2 = \infty$	I_{REF}	-	1.5	4	μA
Deviation of Reference Input Current Over Full Temperature at $I_{KA} = 10\text{ mA}$, $R1 = 10\text{ K}\Omega$, $R2 = \infty$, $-25\text{ }^\circ\text{C} \leq T_a \leq +85\text{ }^\circ\text{C}$	$\Delta I_{REF}/\Delta T$	-	0.4	1.2	μA
Minimum Cathode Current for Regulation at $V_{KA} = V_{REF}$	$I_{KA(min)}$	-	0.45	1	mA
Off-Stage Cathode Current at $V_{KA} = 36\text{ V}$, $V_{REF} = 0$	$I_{KA(OFF)}$	-	0.05	1	μA
Dynamic Impedance at $V_{KA} = V_{REF}$, $I_{KA} = 1\text{ to }100\text{ mA}$, $f \leq 1\text{ KHz}$	Z_{KA}	-	0.15	0.5	Ω

Fig 1 Cathode Current Vs Cathode Voltage

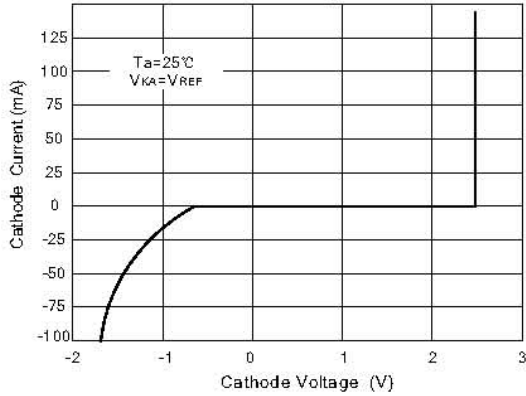


Fig 2 Cathode Current Vs Cathode Voltage

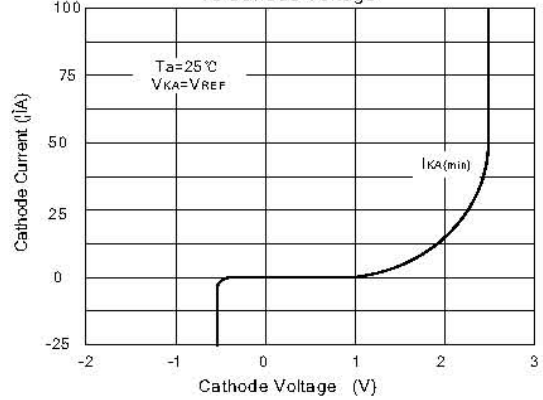


Fig 3 Change in Reference Input Voltage Vs Cathode voltage

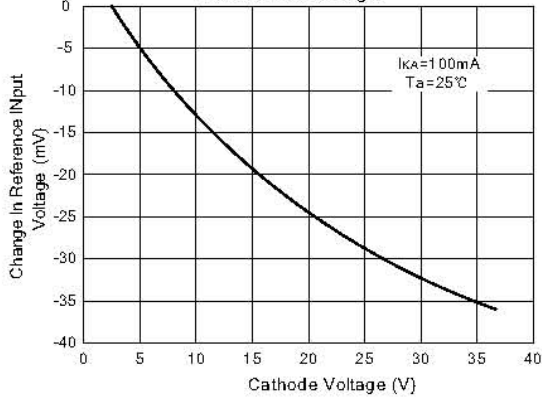


Fig 4 Pulse Response

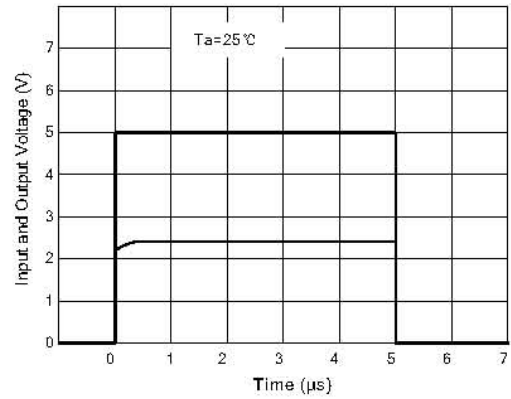


Fig 5 Dynamic Impedance Vs Frequency

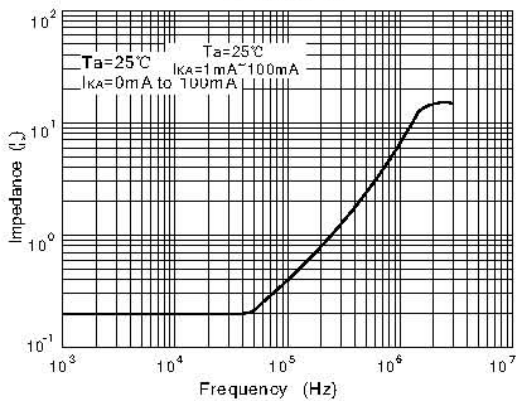
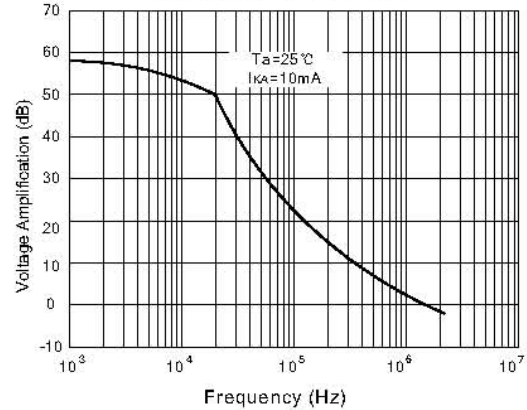
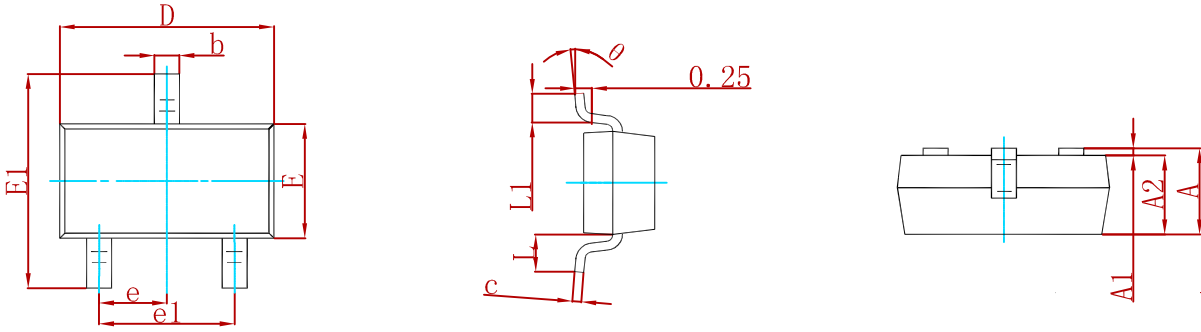


Fig 6 Small Signal Voltage Amplification Vs Frequency

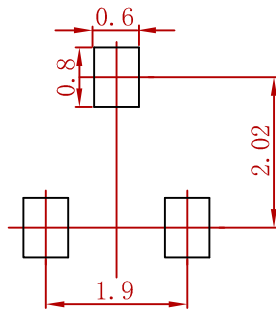


PACKAGE MECHANICAL DATA



Symbol	Dimensions In Millimeters		Dimensions In Inches	
	Min	Max	Min	Max
A	0.900	1.150	0.035	0.045
A1	0.000	0.100	0.000	0.004
A2	0.900	1.050	0.035	0.041
b	0.300	0.500	0.012	0.020
c	0.080	0.150	0.003	0.006
D	2.800	3.000	0.110	0.118
E	1.200	1.400	0.047	0.055
E1	2.250	2.550	0.089	0.100
e	0.950 TYP		0.037 TYP	
e1	1.800	2.000	0.071	0.079
L	0.550 REF		0.022 REF	
L1	0.300	0.500	0.012	0.020
θ	0°	8°	0°	8°

Suggested Pad Layout



- Note:
1. Controlling dimension: in millimeters.
 2. General tolerance: ± 0.05mm.
 3. The pad layout is for reference purposes only.

REEL SPECIFICATION

P/N	PKG	QTY
TL431	SOT-23	3000

Attention

- Any and all MSKSEMI Semiconductor products described or contained herein do not have specifications that can handle applications that require extremely high levels of reliability, such as life-support systems, aircraft's control systems, or other applications whose failure can be reasonably expected to result in serious physical and/or material damage. Consult with your MSKSEMI Semiconductor representative nearest you before using any MSKSEMI Semiconductor products described or contained herein in such applications.
- MSKSEMI Semiconductor assumes no responsibility for equipment failures that result from using products at values that exceed, even momentarily, rated values (such as maximum ratings, operating condition ranges, or other parameters) listed in products specifications of any and all MSKSEMI Semiconductor products described or contained herein.
- Specifications of any and all MSKSEMI Semiconductor products described or contained herein stipulate the performance, characteristics, and functions of the described products in the independent state, and are not guarantees of the performance, characteristics, and functions of the described products as mounted in the customer's products or equipment. To verify symptoms and states that cannot be evaluated in an independent device, the customer should always evaluate and test devices mounted in the customer's products or equipment.
- MSKSEMI Semiconductor strives to supply high-quality high-reliability products. However, any and all semiconductor products fail with some probability. It is possible that these probabilistic failures could give rise to accidents or events that could endanger human lives, that could give rise to smoke or fire, or that could cause damage to other property. When designing equipment, adopt safety measures so that these kinds of accidents or events cannot occur. Such measures include but are not limited to protective circuits and error prevention circuits for safe design, redundant design, and structural design.
- In the event that any or all MSKSEMI Semiconductor products (including technical data, services) described or contained herein are controlled under any of applicable local export control laws and regulations, such products must not be exported without obtaining the export license from the authorities concerned in accordance with the above law.
- No part of this publication may be reproduced or transmitted in any form or by any means, electronic or mechanical, including photocopying and recording, or any information storage or retrieval system, or otherwise, without the prior written permission of MSKSEMI Semiconductor.
- Information (including circuit diagrams and circuit parameters) herein is for example only ; it is not guaranteed for volume production. MSKSEMI Semiconductor believes information herein is accurate and reliable, but no guarantees are made or implied regarding its use or any infringement of intellectual property rights or other rights of third parties.
- Any and all information described or contained herein are subject to change without notice due to product/technology improvement, etc. When designing equipment, refer to the "Delivery Specification" for the MSKSEMI Semiconductor product that you intend to use.