

MSKSEMI

SEMICONDUCTOR



ESD



TVS



TSS



MOV



GDT



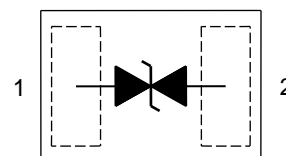
PLED

Product data sheet

Features

- ◆ Ultra-low Capacitance 0.5pF
- ◆ Low Clamping Voltage
- ◆ Small Body Outline Dimensions: 0.039" x 0.024" (1.0 mm x 0.60 mm)
- ◆ Low Body Height: 0.019" (0.5 mm)
- ◆ Stand-off Voltage: 5.0V
- ◆ Low Leakage
- ◆ Response Time is Typically < 1 ns
- ◆ IEC61000-4-2 Level 4 ESD Protection for data lines
- ◆ These are Pb-Free Devices

DFN1006-2L



Applications

- ◆ 10/100/1000 Mb/s Ethernet
- ◆ FireWire
- ◆ Display ports
- ◆ MDDI ports
- ◆ Digital Visual Interface (DVI)
- ◆ Cellular handsets & accessories
- ◆ Computer and peripherals

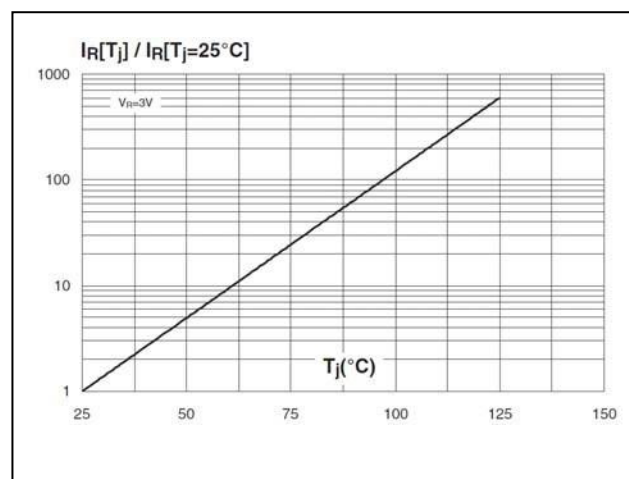
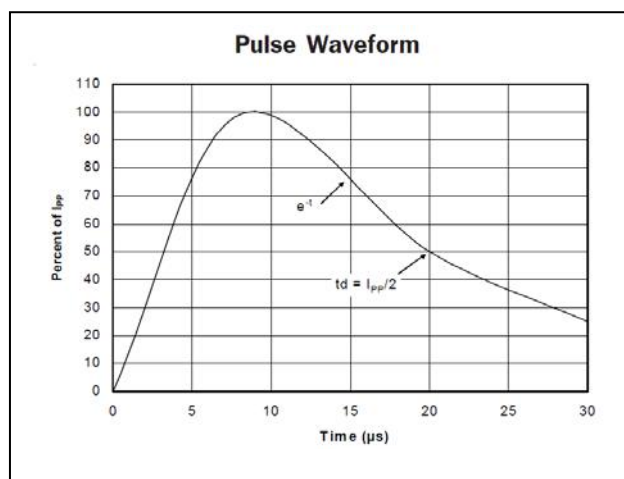
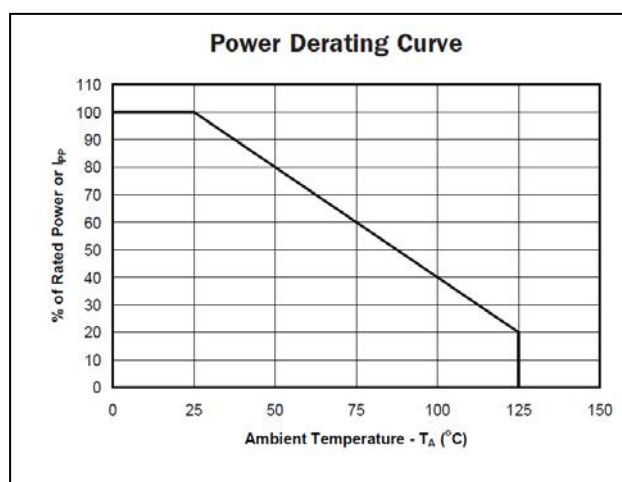
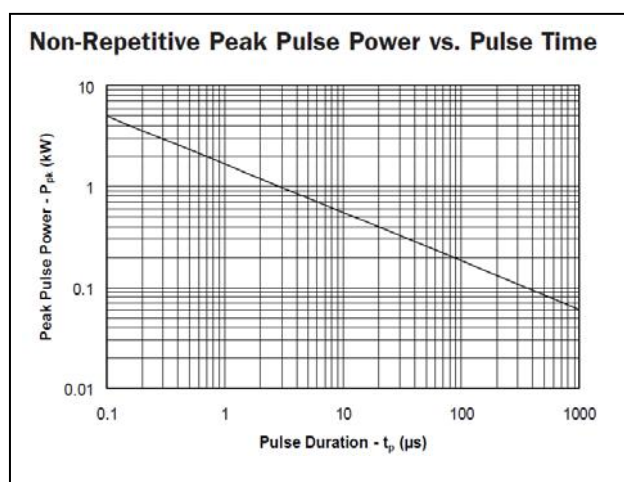
Maximum Rating @ Ta=25°C unless otherwise specified

Symbol	Parameter		Ratings	Units
ESD	IEC 61000-4-2 (HBM-ESD)	Contact	8	KV
		Air	15	
T _L	Lead Soldering Temperature		260(10sec.)	°C
T _J	Operating Temperature		-55 to +125	°C
T _{STG}	Storage Temperature		-55 to +150	°C

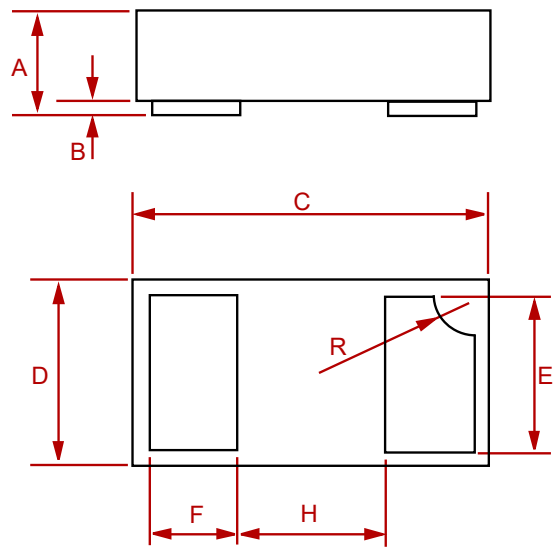
Electrical Characteristics@ Ta=25°C unless otherwise

Parameter	VRWM @IR		VBR@ImA	VC@1A	VC@IPP		CJ
	V	μA	V	V	V	A	pF
		MAX	MIN	MAX	MAX		MAX
PDWL5R0R35	5	0.5	6.3	11	16	3	0.5

Typical Characteristics@ Ta=25°C unless otherwise specified

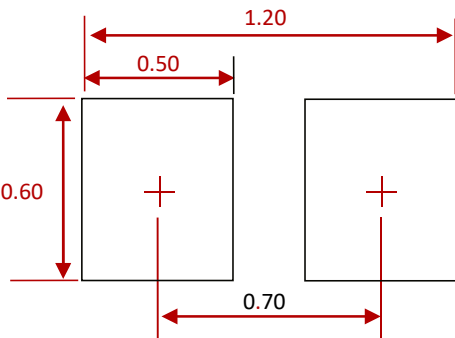


PACKAGE MECHANICAL DATA



Dim	Inches		Millimeters	
	MIN	MAX	MIN	MAX
A	0.0125	0.02	0.32	0.52
B	0.000	0.002	0.00	0.05
C	0.037	0.043	0.95	1.080
D	0.022	0.027	0.55	0.680
E	0.016	0.024	0.40	0.60
F	0.008	0.012	0.20	0.30
H	0.015Typ.		0.40Typ.	
R	0.001	0.005	0.05	0.15

Suggested Pad Layout



- NOTES:
- 1. CONTROLLING DIMENSIONS ARE IN MILLIMETERS (ANGLES IN DEGREES).
 - 2. THIS LAND PATTERN IS FOR REFERENCE PURPOSES ONLY. CONSULT YOUR MANUFACTURING GROUP TO ENSURE YOUR COMPANY'S MANUFACTURING GUIDELINES ARE MET.

REEL SPECIFICATION

P/N	PKG	QTY
PDWL5R0R35	DFN1006-2L	10000

Attention

■ Any and all MSKSEMI Semiconductor products described or contained herein do not have specifications that can handle applications that require extremely high levels of reliability, such as life-support systems, aircraft's control systems, or other applications whose failure can be reasonably expected to result in serious physical and/or material damage. Consult with your MSKSEMI Semiconductor representative nearest you before using any MSKSEMI Semiconductor products described or contained herein in such applications.

■ MSKSEMI Semiconductor assumes no responsibility for equipment failures that result from using products at values that exceed, even momentarily, rated values (such as maximum ratings, operating condition ranges, or other parameters) listed in products specifications of any and all MSKSEMI Semiconductor products described or contained herein.

■ Specifications of any and all MSKSEMI Semiconductor products described or contained herein stipulate the performance, characteristics, and functions of the described products in the independent state, and are not guarantees of the performance, characteristics, and functions of the described products as mounted in the customer's products or equipment. To verify symptoms and states that cannot be evaluated in an independent device, the customer should always evaluate and test devices mounted in the customer's products or equipment.

■ MSKSEMI Semiconductor strives to supply high-quality high-reliability products. However, any and all semiconductor products fail with some probability. It is possible that these probabilistic failures could give rise to accidents or events that could endanger human lives, that could give rise to smoke or fire, or that could cause damage to other property. When designing equipment, adopt safety measures so that these kinds of accidents or events cannot occur. Such measures include but are not limited to protective circuits and error prevention circuits for safe design, redundant design, and structural design.

■ In the event that any or all MSKSEMI Semiconductor products (including technical data, services) described or contained herein are controlled under any of applicable local export control laws and regulations, such products must not be exported without obtaining the export license from the authorities concerned in accordance with the above law.

■ No part of this publication may be reproduced or transmitted in any form or by any means, electronic or mechanical, including photocopying and recording, or any information storage or retrieval system, or otherwise, without the prior written permission of MSKSEMI Semiconductor.

■ Information (including circuit diagrams and circuit parameters) herein is for example only ; it is not guaranteed for volume production. MSKSEMI Semiconductor believes information herein is accurate and reliable, but no guarantees are made or implied regarding its use or any infringement of intellectual property rights or other rights of third parties.

■ Any and all information described or contained herein are subject to change without notice due to product/technology improvement, etc. When designing equipment, refer to the "Delivery Specification" for the MSKSEMI Semiconductor product that you intend to use.